

# DISTRIBUTION TROLLEY

REF : MANCHA00074



## + SOLID

Resistant to heavy loads

## + EASY TO ASSEMBLE


Quick and easy, no tools required

## + HYGIENIC

Easy to clean

MULTI-FUNCTION TROLLEYS  
THAT ARE ASSEMBLED ACCORDING  
TO YOUR NEEDS

### OPTIONS (Examples)



UNIT SEPARATORS

COVER



CLOTHES RAIL



HANDLE



INDUSTRY



LOGISTIC  
DISTRIBUTION



WINE  
PRODUCTION



SHOP FITTINGS



LAUNDRY





DISPLAY  
SYSTEMS



## TECHNICAL DETAILS

### STANDARD

	Dimensions for standard trolley				Dimensions for trolley with clothe rail (300 mm)	
	10 compartments	15 compartments	20 compartments	25 compartments	10 compartments	15 compartments
						
Width (mm)	610	910	1220	1520	910	1220
Depth	3 possible choices: 356 mm / 460 mm / 610 mm					
Height	1400 mm to 2180 mm					

## CUSTOM-MAKE YOUR OWN TROLLEY

### DIMENSIONS

- ✓ Determine the **height** of your trolley
- ✓ Choose the dimensions of **your shelves** (depth and length)
- ✓ Choose **your options** (unit separators, handle, clothes rail...)

### LOAD

- ✓ Maximum load per shelf : 200 - 250 Kg per linear meter (without wheels)

### PRODUCT DETAILS

- ✓ 4 support posts each with rubber buffe
- ✓ Shelves

### WHEELS

- ✓ 4 x Ø125 mm swivel castors / 2 with brake

### DELIVERY / TRANSPORT

- ✓ Flat pack delivery

### OPTIONS / ACCESSORIES

- ✓ Cover (choice of colours)
- ✓ Choose your number of compartments (shelves and unit separators)
- ✓ Choice of label holder
- ✓ Clothes rail
- ✓ Handle